

9

5

4

3

2

1

A

B

C

D

E

F

A

B

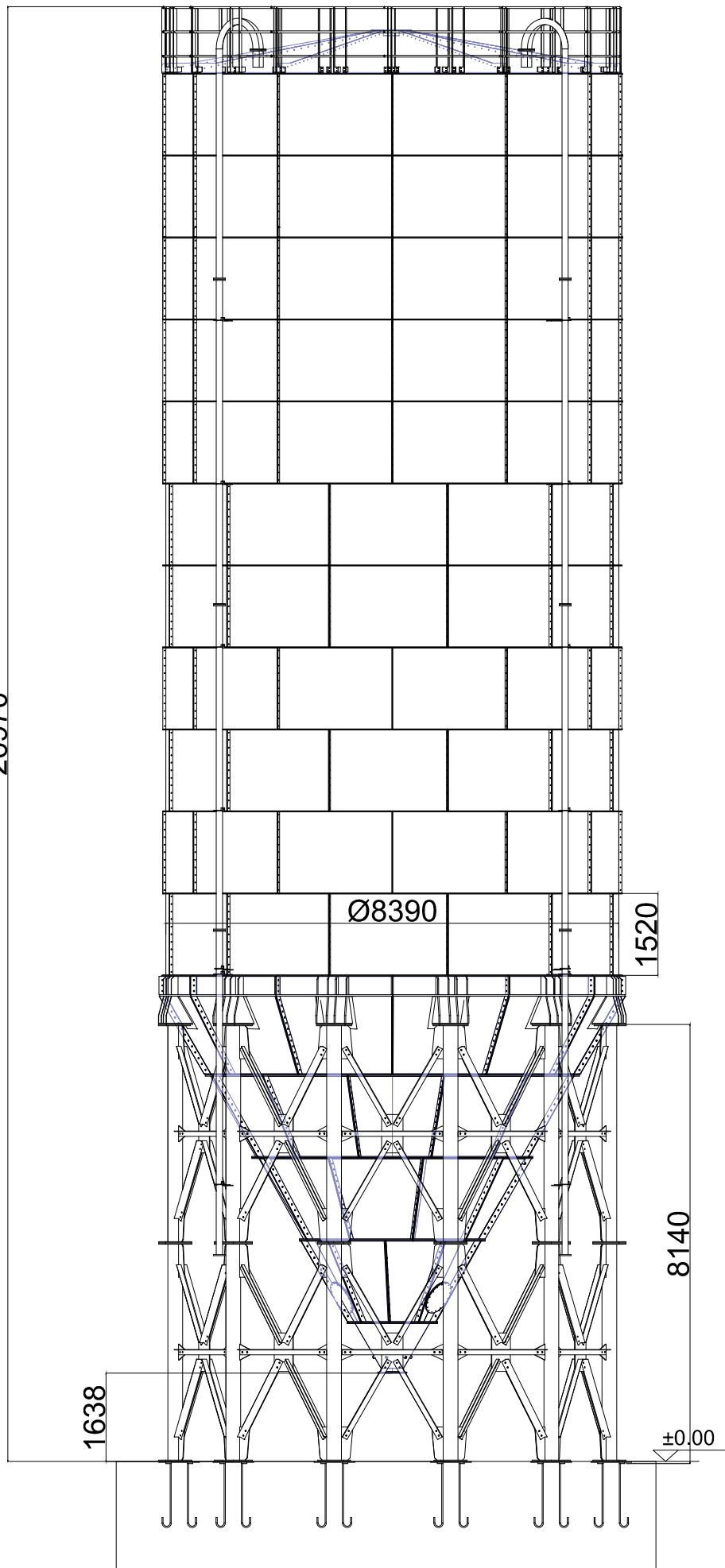
C

D

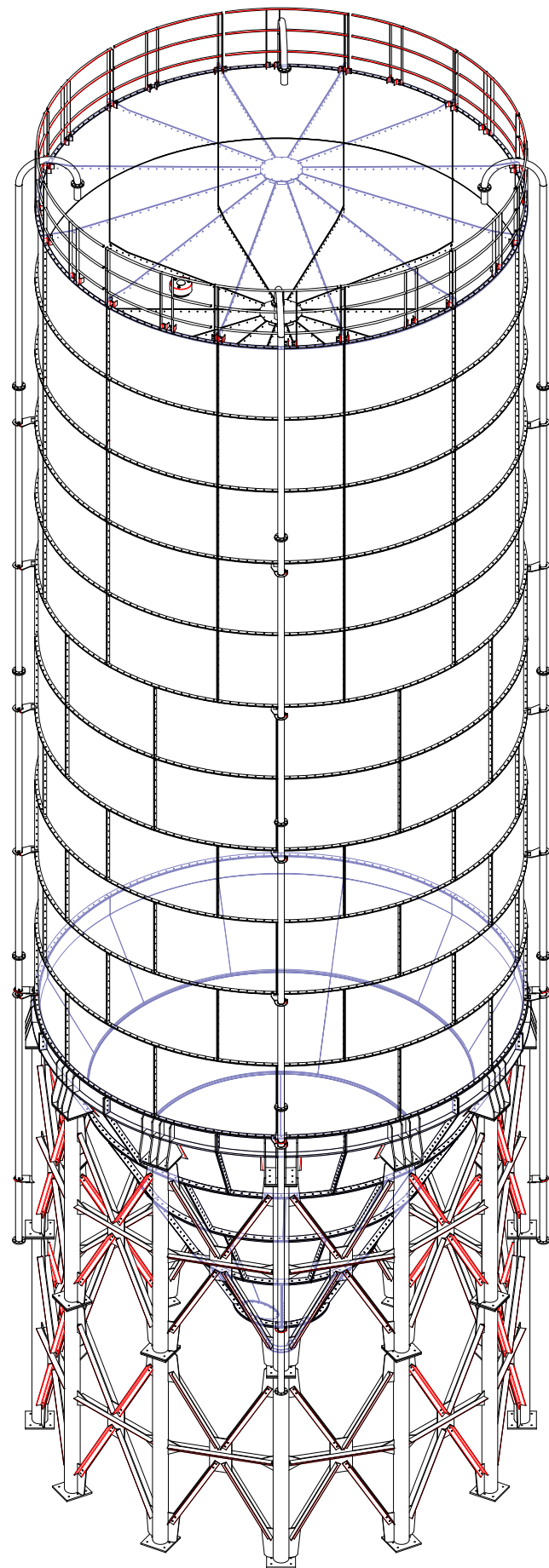
E

F

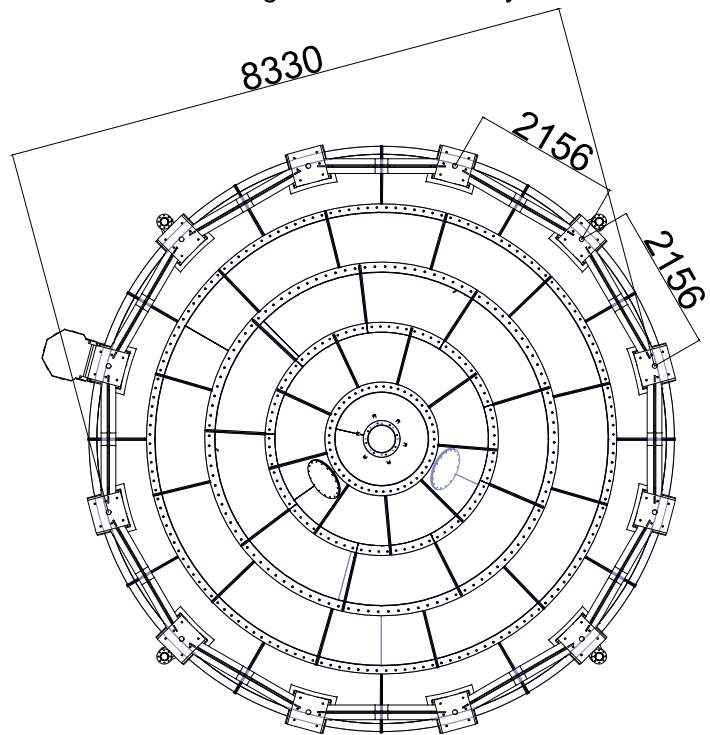
26970



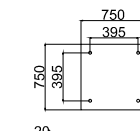

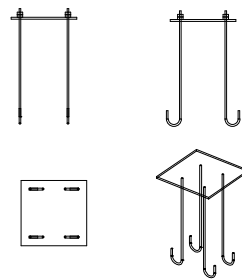
Concrete height is determined by the customer



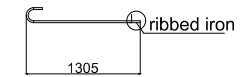
SINCE THE SOIL STRAIN IS UNKNOWN, THE DEPTH OF THE FOUNDATION WILL BE DETERMINED BY YOU
ALL DIMENSIONS ARE IN MM UNLESS OTHERWISE INDICATED



t: 20 mm round bar 24 pcs




t: 20 mm plate 6 pcs



ANCHOR PLATE TABLE

| ANCHOR CODE | ANCHOR DIMENSIONS (MM) | QTY | LOAD PER FRAME LEG | SILO LEG |
|-------------|------------------------|-----|--------------------|----------|
| A | 20x750X750 | 12 | 150 TONS | |

| DrawnBy | NAME | DATE |  |
|------------|---------------|------------|---|
| CheckedBy | IBRAHIM AKÇAY | 09.09.2025 | |
| ApprovedBy | IBRAHIM AKÇAY | 06.01.2026 | |

| DIMENSIONS | SCALE | 1500 TON BOLTED SILO | DRAWING NUMBER |
|------------|-------|----------------------|----------------|
| | | | |

By giving us this letter CONSTMACH LTD. STI. wa mabdar, wa CONSTMACH LTD. STI. wa test etmadan bebahe bir boran korulmadan ogulbilmececege buyuklasmama veyra satilmama. This drawing and all informations are property of CONSTMACH LTD. STI. and it must not be reproduced copied or sold by any other companies without our written consent.

1

2

3

4

5

6